



**Siddhartha**  
Capital Limited  
Investing happiness

A Subsidiary of Siddhartha Bank Ltd.

# MONTHLY NEWSLETTER

Jestha 2083  
Volume 3 | Issue 31



# Market Summary

NEPSE index was 2724 at Jestha End and 2730.17 Baisakh end, representing a Loss of 0.22%. During the month, AKJCL was the top-traded stock in terms of turnover. Similarly, KHPL was the top gainer while UNHPL was the top loser for the review period.

Index	Baishak End	Jestha End	% Change
NEPSE	2,730.17	2,724.03	-0.22%

## Sub Indices

Sectors	Baishak End	Jestha End	Change %
Non-Life Insurance	10,705.07	11,352.87	6.05%
Finance	2,346.35	2,487.05	6.00%
Others	1,977.09	2,043.28	3.35%
Mutual Fund	21.81	21.87	0.28%
Life Insurance	12,423.49	12,443.41	0.16%
Development Bank	5,819.40	5,818.32	-0.02%
Hydropower	3,818.39	3,813.70	-0.12%
Hotels And Tourism	7,774.55	7,759.12	-0.20%
Banking	1,443.04	1,439.97	-0.21%
Microfinance	4,784.10	4,737.89	-0.97%
Investment	102.01	100.57	-1.41%
Manufacturing And Processing	11,239.95	10,995.57	-2.17%
Trading	3,779.66	3,416.48	-9.61%

## Summary of Top Traded Stocks

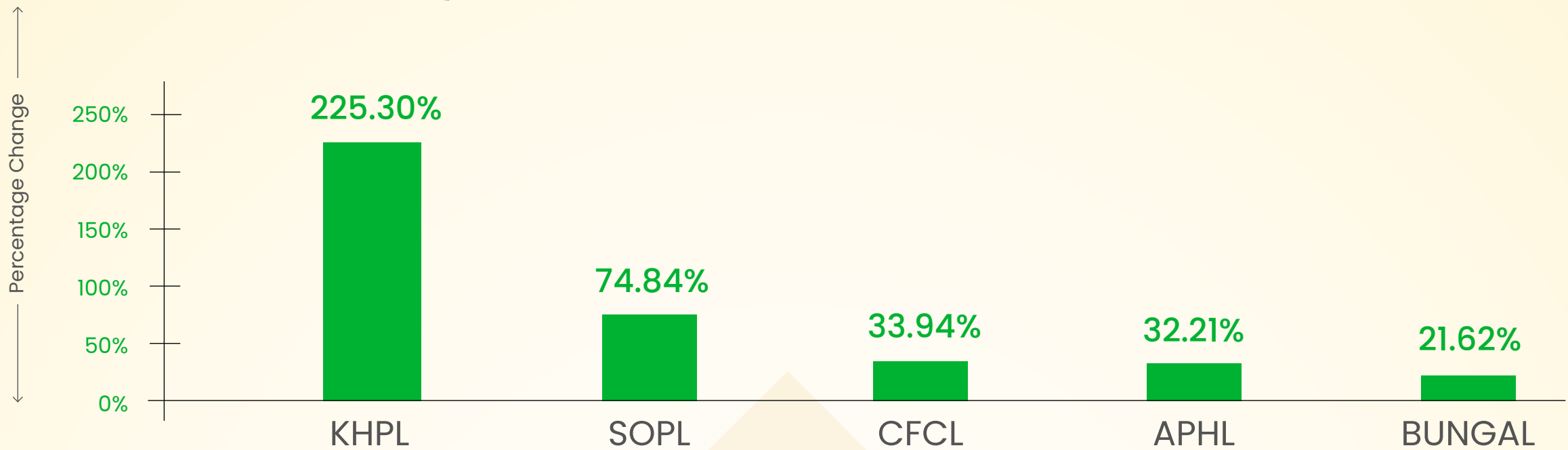

Top Traded stocks based on turnover amount for the month of Jestha

Ticker	Units	Amount (NPR)
AKJCL	14,688,924	6,070,527,124
RIDI	8,139,360	2,952,989,931
API	5,640,669	1,999,468,832
NHPC	6,776,247	1,974,174,246
CFCL	2,880,293	1,820,609,510

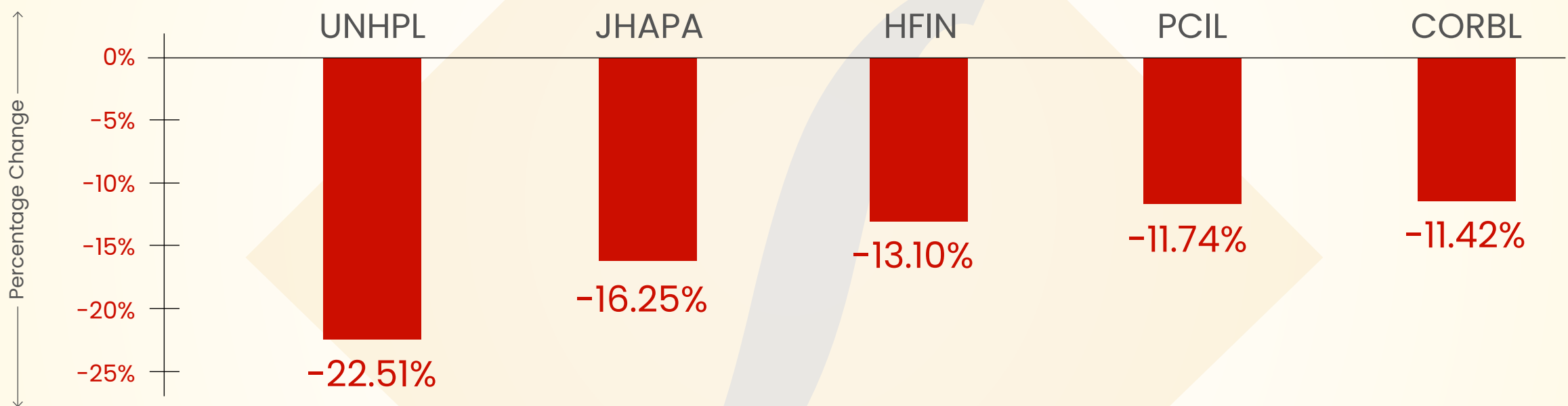



# Summary of Top Gainer & losers for Jestha

## Top Gainers

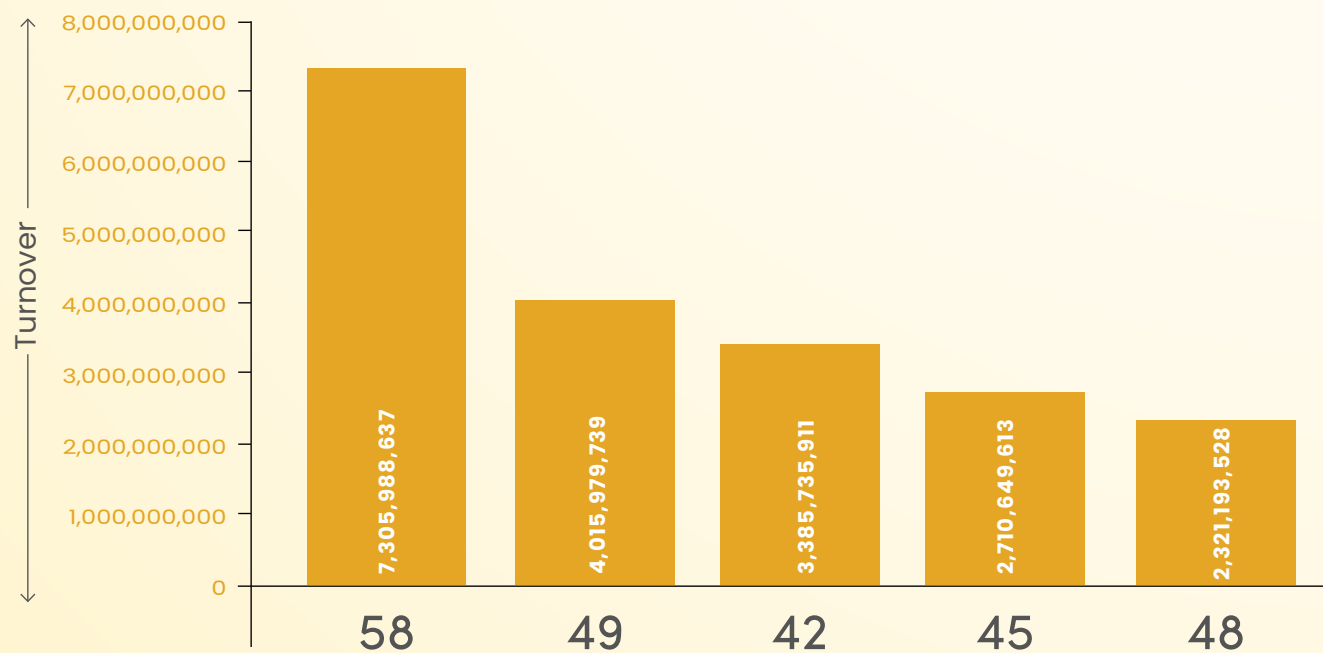


## Top Losers

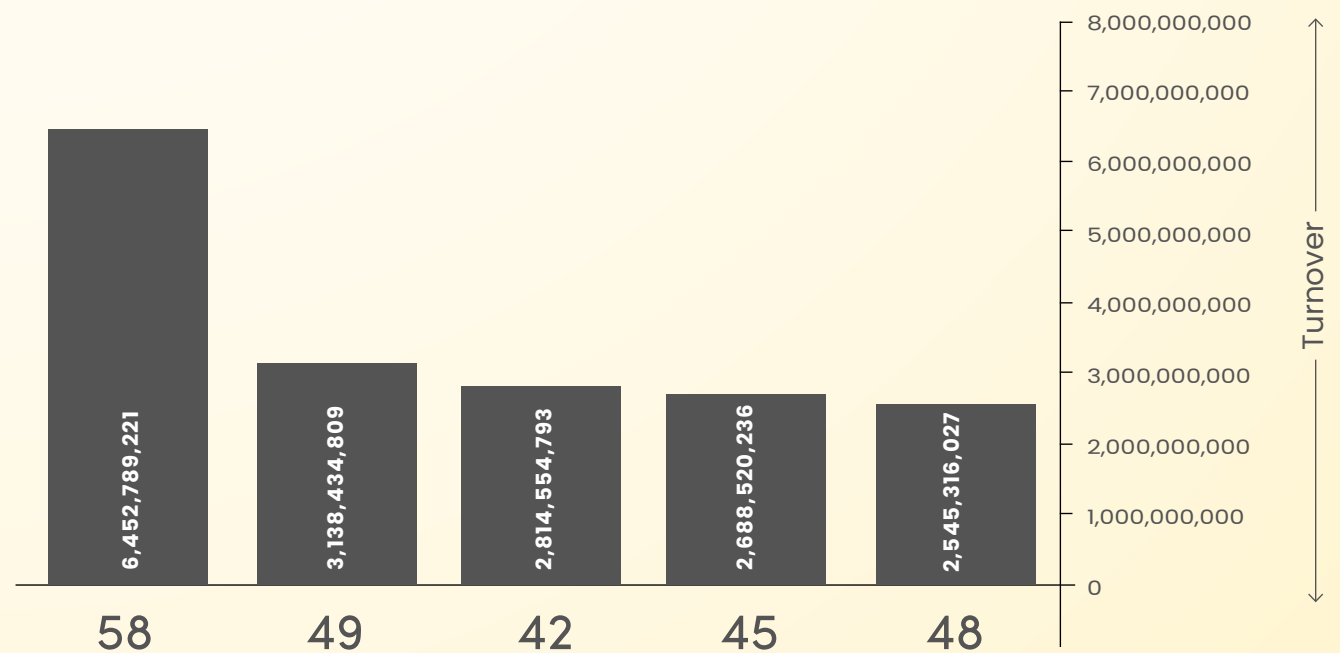


# Summary of Broker Data for Jestha

## Top Broker Buy



## Top Broker Sell

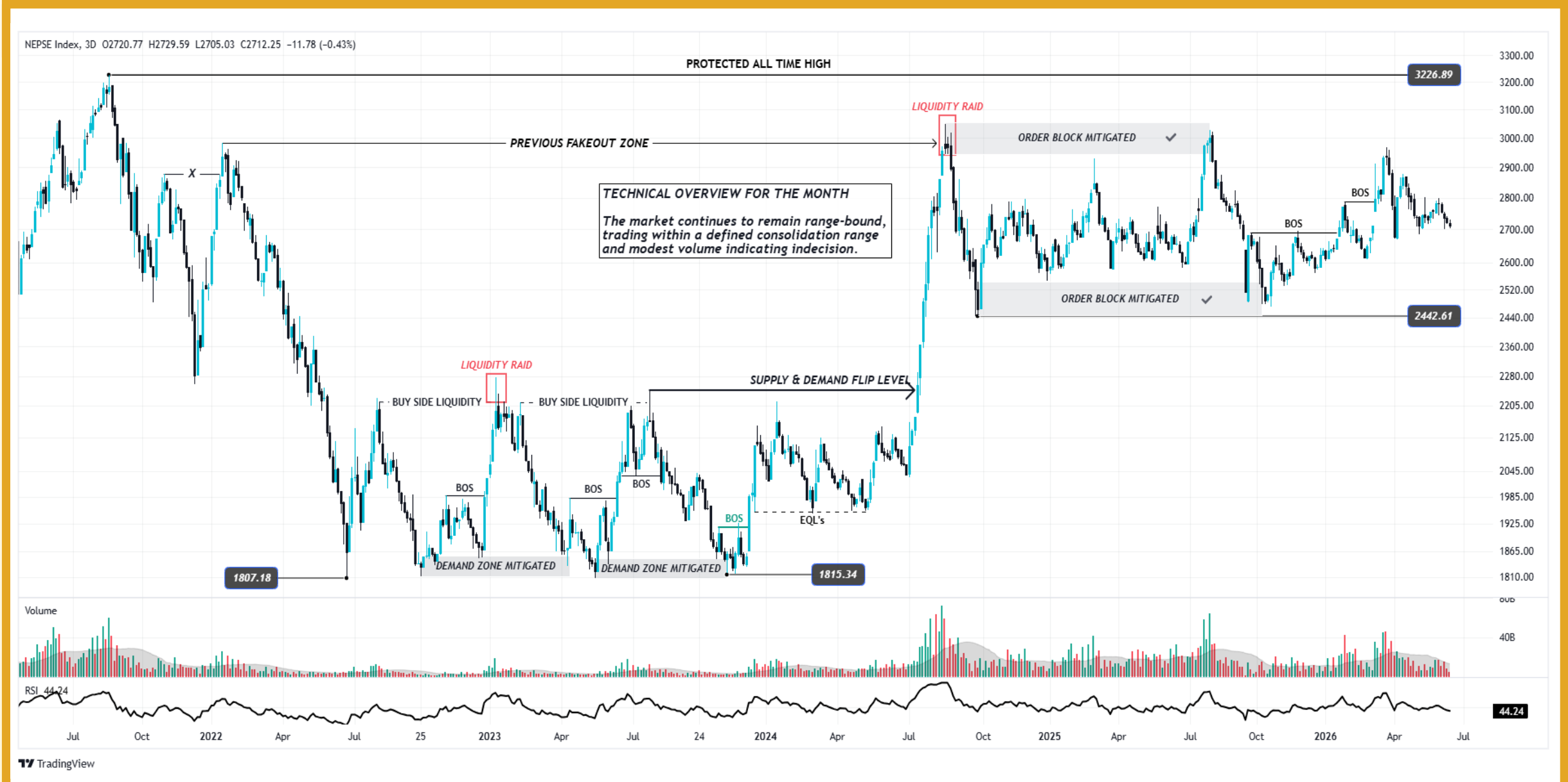


# Macro-Economic Outlook Based on Ten Month 25/26

Particulars	Ten Month 2025/26	Ten Month 2024/25	% Change
Inflation Rate (%)	5.04	2.77	82.26%
Exports (Rs. In Million)	2,48,963	2,17,911	14.25%
Imports (Rs. In Million)	16,92,643	14,74,188	14.82%
Trade Deficit (Rs. In Million)	-14,43,680	-12,56,277	14.92%
Remittance (Rs. In Million)	19,16,901	13,57,837	41.17%
Balance of Payment (Surplus)/ Deficit	-8,63,560	-4,38,521	96.93%
Gross Foreign Exchange Reserve (Rs. In Billion)	3,705	2,513	47.42%
Imports Coverage (In Months)	22.55	17.43	29.37%

Source : Official Website of NRB

## Technical Overview of NEPSE Index





# Announcements:

## Upcoming Avenues:

### Mount Everest Power Development Limited (MEPDL)

Mount Everest Power Development Limited will open its Initial Public Offering (IPO) to the general public on 3rd Asadh, 2083. The company is issuing 1,427,600-unit shares at a par value of Rs. 100 per units. The early closing date for the IPO is the 08th Asadh, 2083.

### Beni Hydropower Project Limited ( BENI)

Beni Hydropower Project Limited will open its Initial Public Offering (IPO). The company is issuing 2,080,000-unit shares at a par value of Rs. 100 per unit.

## Monthly Economic Events & News

### Domestic News

- India's pilgrimage rush tests Nepal's tourism readiness
- Nepal trims India fertilizer import plan to 50,000 tons as global prices ease.
- Himalaya Airlines begins Kathmandu-Shenzhen flights.
- Revised tax slabs threaten EV boom in Nepal.
- Government aims to remove Nepal from EU air safety list by mid-January 2027.
- Government aims to remove Nepal from EU air safety list by mid-January 2027.
- Nepal reports its unreadiness to graduate from least developed country club.
- Govt unveils Rs 2.12 trillion budget for FY 2083/84.

### International News

- U.S. and Iran reach peace deal to end the Mideast war, with agreement set to be signed Friday.
- Elon Musk's SpaceX raises \$75bn ahead of world's biggest stock market launch.
- Elon Musk became the world's first trillionaire (~\$1.1 trillion) after SpaceX's IPO debuted on the Nasdaq, valuing the company at about \$1.77 trillion.
- The World Cup could add \$17 Billion to the U.S. economy.
- Global economic outlook weakens amid energy shock and rising inflationary pressures.
- Strait of Hormuz reopening to ease oil supply risks for India
- India to drop capital gains tax for foreign investors in government bonds.
- India and Nepal Launch Cross-Border Remittance Mechanism.
- China's Economy Grew Around 5% in Q1 2026.
- China continues to post a very large trade surplus, driven by strong exports of electric vehicles, batteries, solar products, machinery, and other high-tech goods.



**Siddhartha**  
**PMS** PORTFOLIO MANAGEMENT  
SERVICES

# Where Smart Investments Meet Secure Future



Get your Portfolio Managed Now with  
**ADDED BENEFIT OF INSURANCE**



\*T&C applied.



**Siddhartha**  
**Capital Limited**  
Investing happiness

Contact Us Now

9847695008  
01-5970747  
scl@siddharthacapital.com